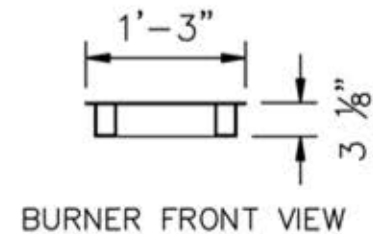
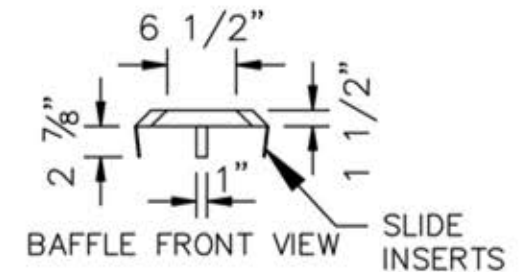
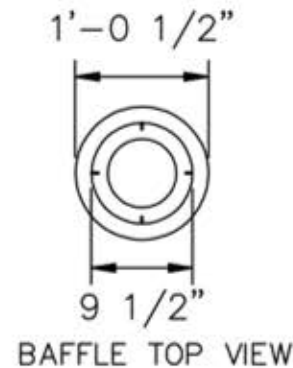
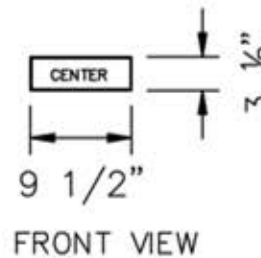
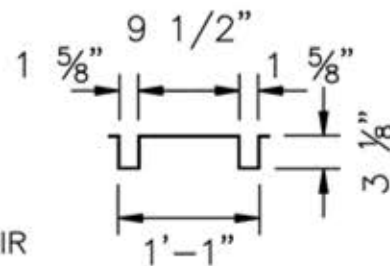
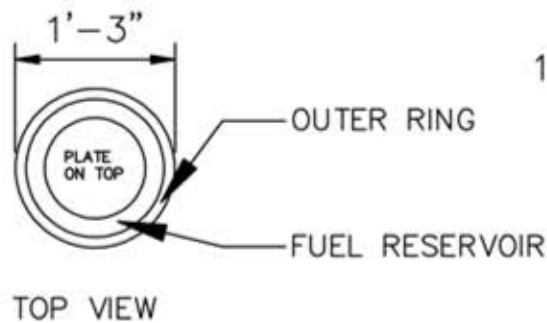




13" ROUND BURNER

29,000BTU – 8.5Kw/h (heats on average 98m2 or 1,054ft2)
 304 Stainless Steel Construction
 Insulated Bottom Tray
 5.0L Fuel Capacity

H 4.6" (117mm) W 15.0" (381mm) D 15.0" (381mm)



*Dimensions may vary by 2% (plus or minus) due to material attributes. Template not provided.
 The Bio Flame recommends using the actual fireplace or burner model when making final cut out.